

SFUSD High Schools

2014-15 DCYF Programs Report

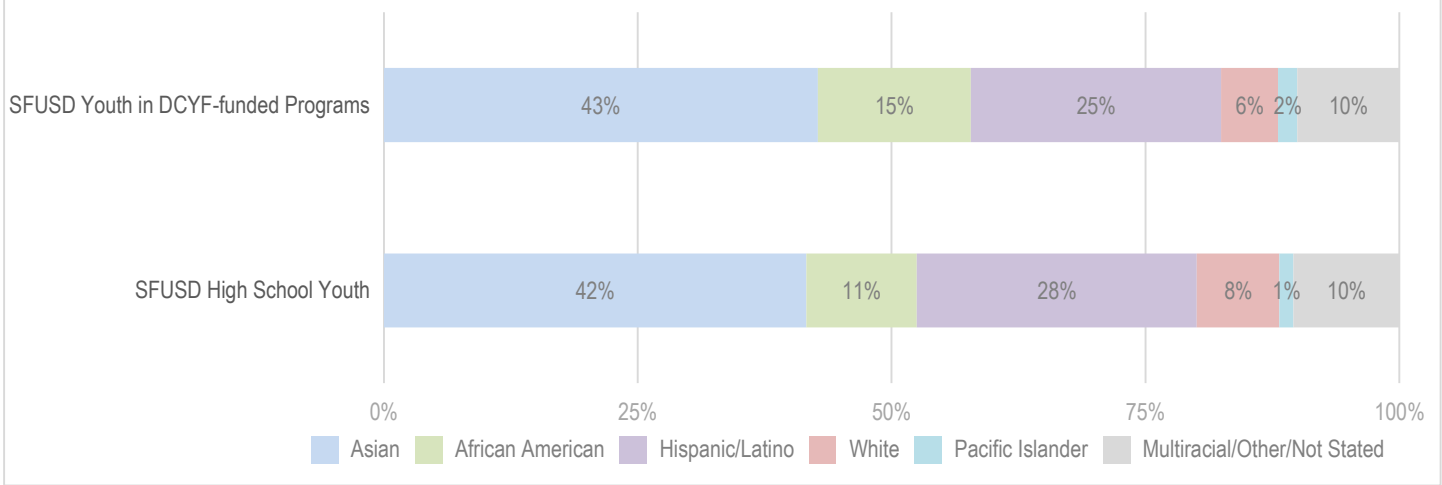


This report was produced to inform you of programs supporting your students that were funded by the San Francisco Department of Children, Youth, and Their Families (DCYF) or had an MOU with SFUSD. Data was provided by DCYF and SFUSD, and covers Fiscal Year 2014-15 (July 1, 2014 through June 30, 2015). DCYF data was self-reported by programs receiving grants from DCYF. Counts of youth served are unduplicated in demographic tables and unduplicated by area in focus area tables. However, a student may attend programs in multiple focus areas. For more information about DCYF funded programs please contact DCYF Data and Evaluation Manager Sarah Duffy: sarah.duffy@dcyf.org.

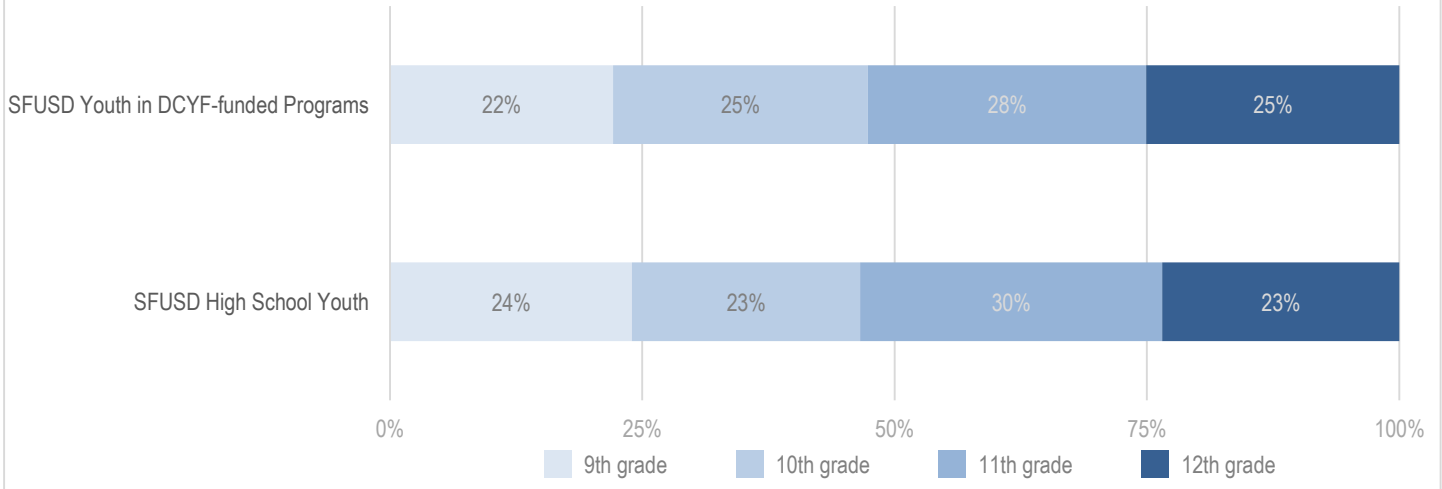
- **19,233** students were enrolled at San Francisco Public High Schools during the 2014-15 school year.
- **14,258** high school students attended **216** DCYF-funded programs in 2014-15.
- **79** DCYF-funded programs were located at high schools during 2014-15.

	Special Needs			English Language Learners			
	Special Needs	Not Special Needs	Unspecified	Fluent	Not Fluent	Somewhat Fluent	Unspecified
Youth in DCYF-funded Programs	4%	59%	37%	65%	4%	11%	20%

Race/Ethnicity of DCYF Youth Attending High School



Grade Levels of DCYF Youth Attending High School



SFUSD High Schools

2014-15 DCYF Programs Report

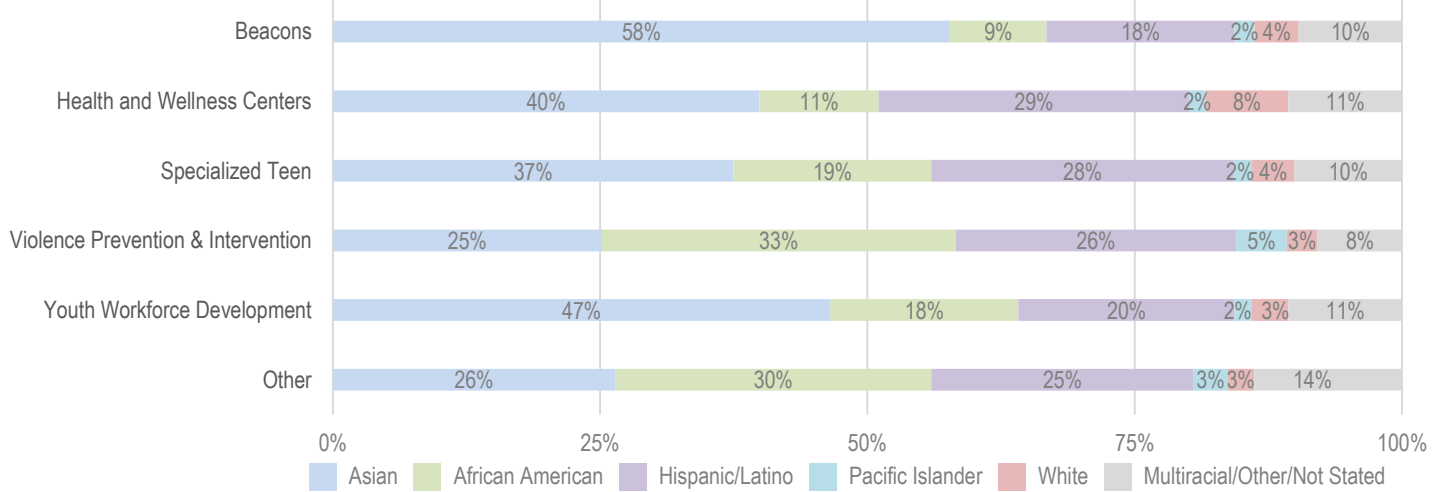


Percent of DCYF Youth attending HS by Service Area*

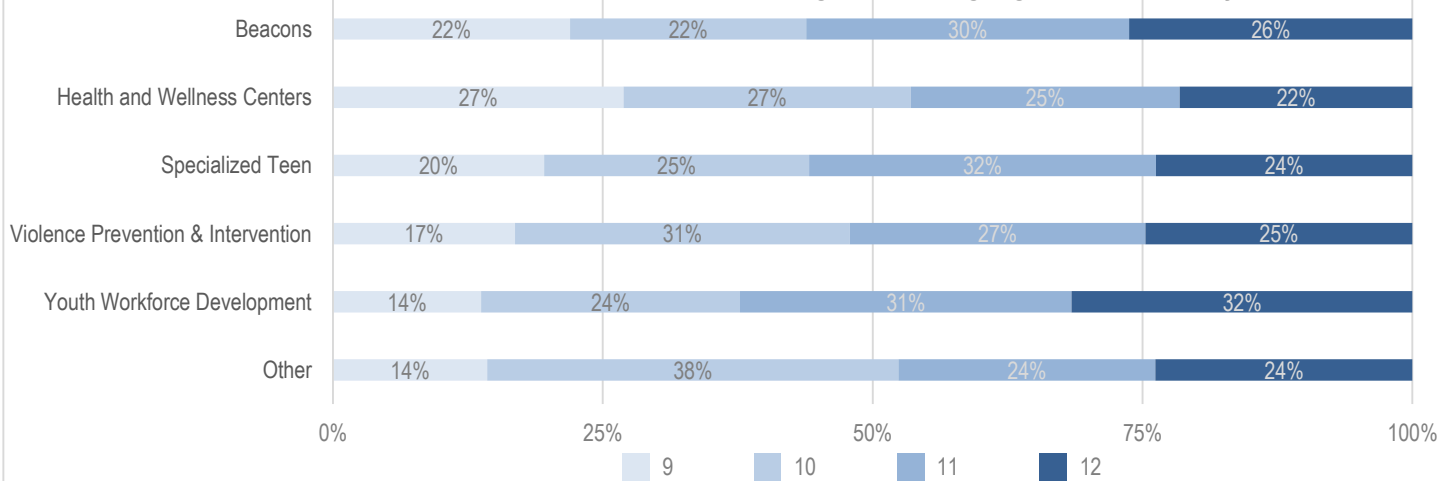
Beacons	Health and Wellness Centers	Specialized Teen	Violence Prevention & Intervention	Youth Workforce Development	Other
14%	58%	23%	13%	25%	1%

*Youth may attend programs in multiple service areas

Service Area of DCYF Programs Serving High School Youth by Race/Ethnicity



Service Area of DCYF Programs Serving High School Youth by Grade Level



Focus Areas of DCYF Programs

- **Beacon Centers** provide safe spaces at public schools where children, youth, and community members can engage in positive, educational, enriching, and healthy activities during extended school hours.
- **Health and Wellness** centers provide health, mental health, substance abuse counseling, and referrals. Onsite experts in adolescent health help teens gain the skills they need to cope with stress, trauma, suicide, bullying, depression, self-esteem, drug and alcohol abuse, sexual health, and relationships.
- **Specialized Teen** programs provide structured activities and experiences that help teens obtain social, emotional, ethical, physical, and cognitive competencies. Programs may focus on a particular population such as new immigrants or topics such as creative writing.
- **Violence Prevention & Intervention** programs provide services for system involved youth and youth engaged in high-risk behavior. Programs focus on preventing behavior that can lead to arrest, supporting youth after arrest, and providing reentry/transition and aftercare services for system involved youth.
- **Youth Workforce Development** programs provide early work experience and help prepare youth for educational and career success. Programs provide career awareness, job coaching, job search help, and job placements.

SFUSD High Schools

2014-15 DCYF Programs Report



Hours in Activities by Grade Level

# of Hours in Activities	9th	10th	11th	12th	Total # youth in DCYF Programs
<1 hr.	770	758	637	659	2824
1-19 hrs.	1195	1345	1421	1372	5333
20-39 hrs.	325	336	484	431	1576
40-59 hrs.	144	199	253	209	805
60-79 hrs.	149	184	145	120	598
80+ hrs.	567	779	993	783	3122
Total	3150	3601	3933	3574	14258

Youth Activities by Type and Grade Level

Activity Type	9th	10th	11th	12th	Total
Medical/Dental/Vision Care	1075	1023	869	690	3657
Academic Support and Academically-Linked Activities	532	595	901	789	2817
Case Management	848	717	618	521	2704
Counseling-General	633	573	531	562	2299
Job Readiness Training	337	434	516	564	1851
Counseling-Behavior Health	498	441	478	394	1811
Youth Leadership Development	159	218	375	286	1038
Sports, Physical Activity & Recreation	282	255	269	218	1024
Life Skills Training	204	208	277	314	1003
Arts, Music and Cultural Activities	184	215	239	253	891
Educational Guidance/Post-secondary Planning	121	163	218	187	689
Transition Planning	30	49	210	282	571
Culture, Identity, and Diversity	121	121	194	121	557
Vocational Assessment	35	52	191	195	473
Career Awareness and Exploration	68	93	137	98	396
Health / Violence Prevention Education	81	105	94	54	334
Community Service/Service Learning	54	65	111	75	305
Sensitive Services	66	70	82	78	296
Mentoring	81	32	31	39	183
Civic Engagement & Community Organizing	18	22	40	25	105
Science, Technology, Engineering, and Mathematics-STEM	6	14	28	48	96
Job Development and Placement	26	37	16	10	89
Shelter	17	29	13	9	68
Other Activities*	41	49	58	43	191

*Activity types with fewer than fifty youth.