

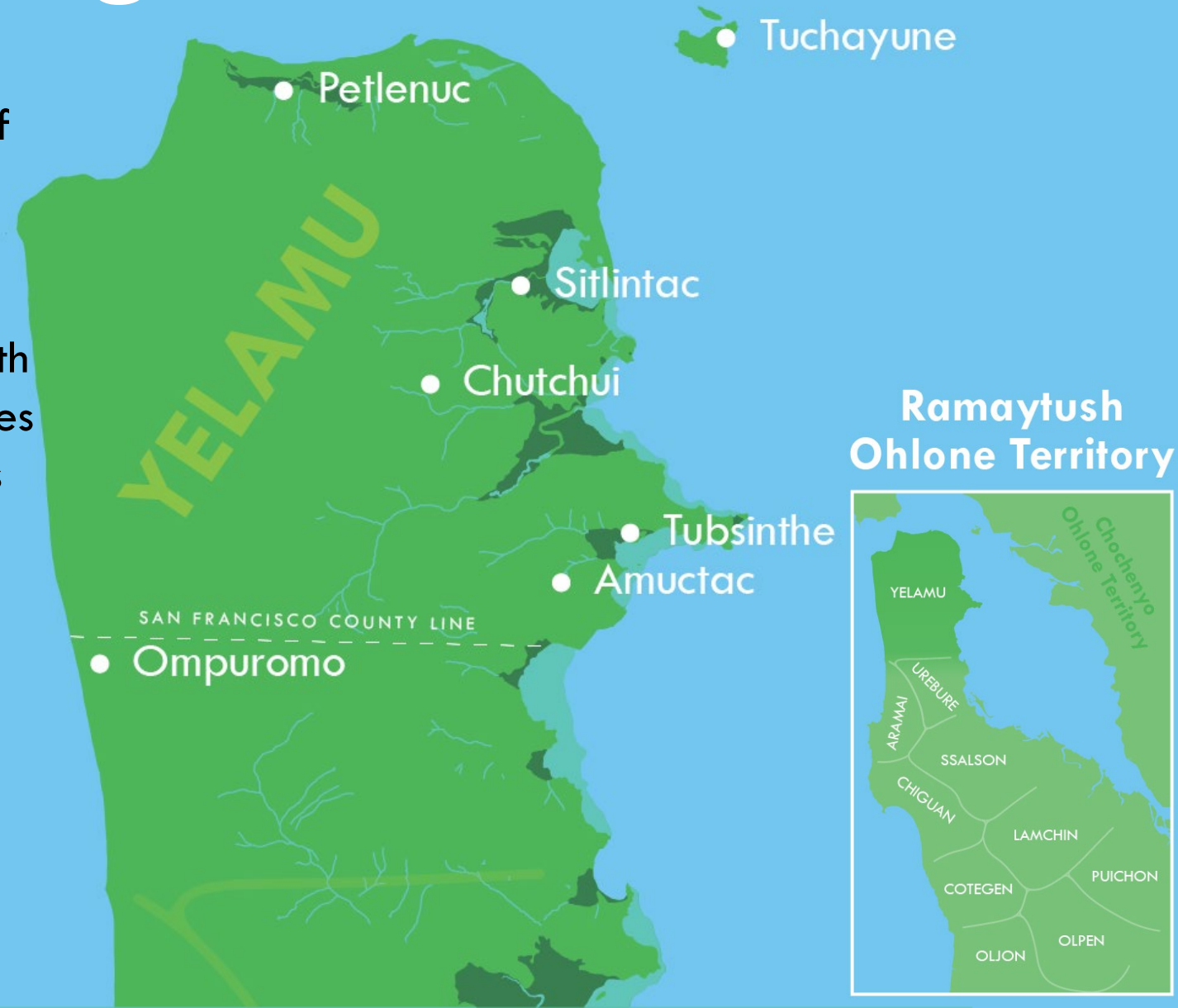


# DCYF's PQA Recap

FY2022-2023

# Land Acknowledgement

DCYF acknowledges that it carries out its work on the unceded ancestral homeland of the **Ramaytush Ohlone**, the original inhabitants and stewards of the San Francisco Peninsula. As the government agency that stewards the Children and Youth Fund, we accept the responsibility that comes with resources derived from property taxes upon unceded and colonized land. We recognize the history and legacy of the Ramaytush Ohlone as integral to how we strive to make San Francisco a great place for life to thrive and children to grow up.



**Program Quality Matters!**



# Agenda

1. Welcome & Check In
2. Objectives
3. PQA/DCYF Journey
4. PQA Basics
5. Planning with Data
6. Methods
7. Next Steps
8. Q&A





# Objectives

- **Recap** our PQA virtual journey
- **Showcase** DCYF's contributes to the PQA virtual experience for grantees
- **Review** data to gain insight on grantees' participation trends
- **Celebrate** our amazing teamwork
- **Next Steps:** Plan, Practice and Facilitate “in-person” PQA trainings



# PQA Virtual Training Timeline

Dec 2021-May 2022

## Reorientation- PQA Journey Resumes:

PQA Basics

**Methods:** Building Community, Structure & Clear Limits, Reframing Conflict and Planning & Reflection

**Lead:** Teodora

**Co-leads:** Program Specialists

**Tech Support:** Astrid and Luis

August-November 2022

## PQA Basic Season:

3-day PQA Basic (Bi-weekly)

**Leads:** Luis and Teodora

**Co-leads:** Program Specialist

**Activity Leads/Fire Chat:** Program Specialists

CMS/Score Reporter Buildout

January 2023-May 2023

## PQA Journey Continues:

**Planning with Data** (Morning and Afternoon Sessions)

**Methods:** Building Community, Cooperative Learning, Youth Voice, Ask Listen Encourage, Structure & Clear Limits, Reframing Conflict, Active Learning, and Planning & Reflection.

**Leads:** Funding Team and MALT

**Tech Support:** Program Specialists

## Summer Learning

**Conference:** Building Community, Planning & Reflection and Reframing Conflict

# Virtual PQA Basics

## 3-day virtual course

- **Day 1:** PQA Timeline, PQA forms, Fire Chat.
- **Day 2:** Practice Note Taking and Scoring Practice
  - Review the School-Aged PQA & Youth PQA Scoring Sheet
  - Independent Homework-Video and Scoring Sheet
- **Day 3 :** Homework Review and Scores Reporter

Course	Dates	Check In#
PQA Basics 1	8/30/22	46
PQA Basics 2	8/31/22	39
PQA Basics 3	9/1/22	35
PQA Basics 1	9/13/22	26
PQA Basics 2	9/14/22	26
PQA Basics 3	9/15/22	18
PQA Basics 1	9/27/22	39
PQA Basics 2	9/28/22	40
PQA Basics 3	9/29/22	29
PQA Basics 1	10/11/22	47
PQA Basics 2	10/12/22	43
PQA Basics 3	10/13/22	42
PQA Basics 1	10/18/22	39
PQA Basics 2	10/19/22	29
PQA Basics 3	10/20/22	47

# PQA Basics: Mindful Engagements

A collage of images related to community building and education. It includes logos for Mineya Napoles, Berkeley, Liverpool FC, and LMU. It also features photos of Deedra Jackson and Edith Ramirez, along with a 'Bubble Name Activity' section.

### Why this Tool?

- The Youth & School Aged Program Quality Assessment (PQA) Tool is a validated instrument designated to evaluate the quality of youth programs and identify staff training needs.
- PQA has been used in community organizations, schools, camps, and other places where youth have fun, work and learn with adults.
- Opportunity for shared language a comprehensive look at program quality across DCYF's Funding Strategy.
- Participation is part of the grant agreement.

### Note Taking

#### MORE EFFECTIVE NOTES

- Are factual and objective
- Awareness of implicit bias
- Offer rich detail in snapshot form
- Focus on the interactions
- Contain quotes
- Can stand alone
  - Someone who was not there should be able to read the notes and know what happened

#### LESS EFFECTIVE NOTES

- Use subjective terms such as good or bad
- State opinions
- Make assumptions
- Are too vague, lack detail
- Summarize discussions instead of using quotes.

### Jamboard Activity Debrief

**SESSION FLOW** | Session flow is planned, presented and paced for youth.

8. SUPPORTIVE ENVIRONMENT (WARM WELCOME) | SESSION FLOW | ACTIVE ENGAGEMENT (SKILL BUILDING) | ENCOURAGEMENT | PERFORMANCE/CONFLICT

Type your score on a sticky and put in the box. (Reminder scores are 1,3,5)

ITEMS	SUPPORTING EVIDENCE/ANECOTES
1. Staff does not start or end session within 10 minutes of scheduled time.	2. Staff starts and ends session within 10 minutes of scheduled time (not not both).
2. Staff does not have materials and supplies ready to begin activities.	3. Staff has all materials and supplies ready to begin activities (eg. materials are gathered, set up).
3. There are only enough materials and supplies prepared for less than half of the youth to begin activities.	4. There are enough materials and supplies prepared for more than half, but not all, of the youth to begin activities.
4. Staff does not explain any activities clearly.	5. Staff explains all activities clearly (eg. youth appear to understand directions, sequence of events and purpose are clear).
5. There is not an appropriate amount of time for all of the activities (eg. if one activity, most youth either do not finish or finish early with nothing to do).	6. There is an appropriate amount of time for all of the activities (eg. youth do not appear bored, most youth who are generally on task finish activities; most youth do not finish significantly early with nothing planned to do).

### PQI Roles and Responsibilities - Overview

Role	Description
Site Leader	Is responsible for leading a program (or programs) through the YPQI. They are usually a site manager, supervisor, or director, but can be anyone at the site. <b>It is important that this person has sufficient time to coordinate the process and attend trainings.</b>
Program Staff	Are responsible for working directly with children and enacting improvements in the quality of child experiences available at the program. <b>They may take part in an assessment and improvement team.</b>
DCYF External Assessors a.k.a Program Specialists	Visit programs and prepare assessments to be used for planning with data meetings and program improvement. <b>They also help program directors and staff experience success in the YPQI.</b>
DCYF Technical Assistance and Capacity Building Team	<b>Supporting the entire quality improvement system work.</b> Does all the system coordinating for the YPQI, including communicating important information and scheduling of meetings and trainings.

### Special Guest

**Matt Pemberton**  
Director-Sunset Neighborhood Beacon Center  
Bay Area Community Resources (BACR)



# Participants valued the...

## Interactive Components:

- Small group activities
  - Scoring exercise and hands-on practice examples
- Connecting w/ others

## Facilitation:

- Guest speaker (e.g. Director LaSaundra Owens!)

## Topic:

- Relevance of material
- Learning about CMS and the PQA module
- Explanation of timeline for YPQA
- YPQA Specifics
  - Clarity on the impact of PQA on funding and its purpose
  - Youth PQA Item Summary
  - PQA Scoring Breakdown
  - Noting the distinction between subjective and objective evidence

"I just needed exposure to the PQA system because I have never seen it before, and I am new to my position. So just the exposure was really valuable to me."

"Emphasizing that the PQA is meant for us to be reflective on what is going well in our respective programs, as well as what needs improvement; appreciated hearing that the process is not meant to be punitive."

# Virtual Planning with Data

**Purpose:** To discuss program quality assessment and create effective goals and plans.

Participants will be able to:

- Understand your programs **current strengths and areas of improvement** by accurately reading data
- Write at least **three measurable goals and create action plans** to meet those goals.

Course	Date	Check-In #
Planning with Data (Morning)	10/26/22	5
Planning with Data (Morning)	11/02/22	8
Planning with Data (Morning)	11/09/22	5
Planning with Data (Morning)	01/18/23	6
Planning with Data (Afternoon)	01/18/23	3
Planning with Data (Morning)	02/01/23	9
Planning with Data (Morning)	02/15/23	8
Planning with Data (Morning)	03/01/23	8
Planning with Data (Morning)	03/15/23	35

# Methods Workshops Objectives

## Youth Work Methods Workshops

The Youth Work Methods are powerful strategies that build on more than 50 years of research and practice in positive youth development. Available as live or self-paced online workshops, these 10 interactive methods are modeled on the Weikart Center's pyramid of program quality & designed to give point-of-service staff practical skills that can be implemented immediately.

### ENGAGING ENVIRONMENT

**Youth Voice.** This workshop guides staff to support young people by providing opportunities for voice and choice. With proper support and scaffolding over time, young people grow in responsible decision-making and leadership.

**Planning and Reflection.** This workshop provides practical and fun tools for engaging young people in the Plan-Do-Reflect learning process. It focuses on establishing clear, comprehensive plans at the beginning of an activity and reflecting on the results and process after the activity has been completed.

### INTERACTIVE ENVIRONMENT

**Building Community.** This workshop introduces methods for building supportive, youth-centered relationships and prepares participants to ask effective questions, listen actively to youth, and encourage young people by tapping their intrinsic motivation.

**Cooperative Learning.** This workshop gives strategies for successfully incorporating interactive, interdependent, goal-oriented group work into youth programs. Working in pairs or groups supports young people in being active, self-directing, and expressive.

**Homework Help (Live) | Academic Support in Out-of-School Time (Online).** This workshop explores staff practices to effectively support young people with academic efforts at any time by framing academic support as an opportunity to build relationships and nurture positive growth, beyond getting the work done.

### SUPPORTIVE ENVIRONMENT

**Active Learning.** This workshop provides practical strategies for actively engaging young people in their own learning process by providing meaningful, challenging content with strong adult support.

**Ask-Listen-Encourage.** This workshop provides strategies for carrying out positive, purposeful interactions with young people through asking effective questions, letting young people speak, and making specific observations about their decisions that encourage them to succeed.

**Reframing Conflict.** This workshop provides a six-step, youth-centered, nonthreatening way of resolving conflicts that occur in youth settings. It is a problem-solving approach that seeks to turn conflicts into learning opportunities.

### SAFE ENVIRONMENT

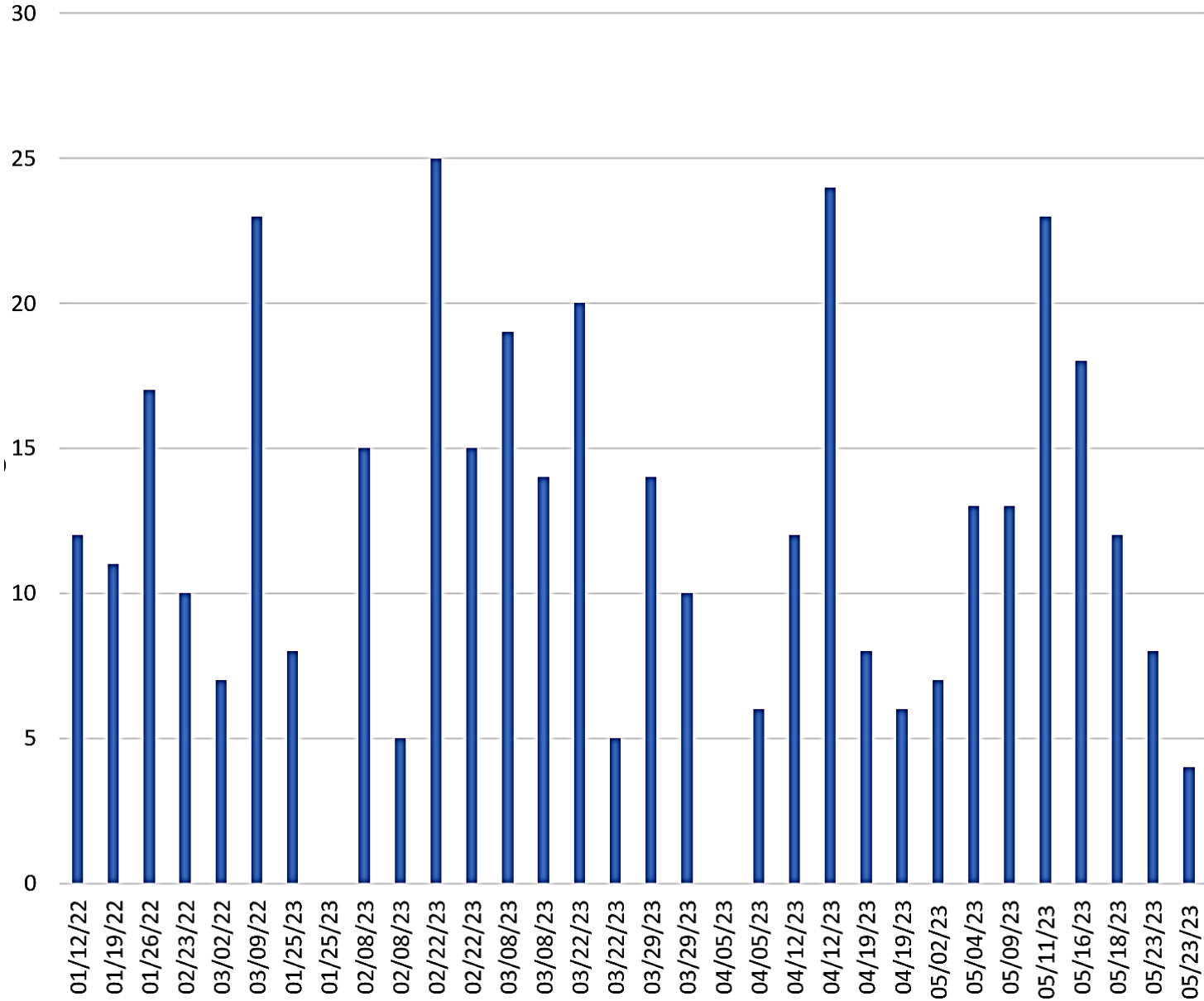
**Structure and Clear Limits.** This workshop helps staff establish appropriate structure (routines and rituals) and clear limits (norms and behavior guidelines), fostering a feeling of fairness and predictability that supports young people to explore and express themselves in a conducive learning environment.

**Introduction to the Active-Participatory Approach.** This workshop introduces the "active-participatory approach," which is the foundational philosophy for all other Youth Work Methods workshops. In this approach, adults engage



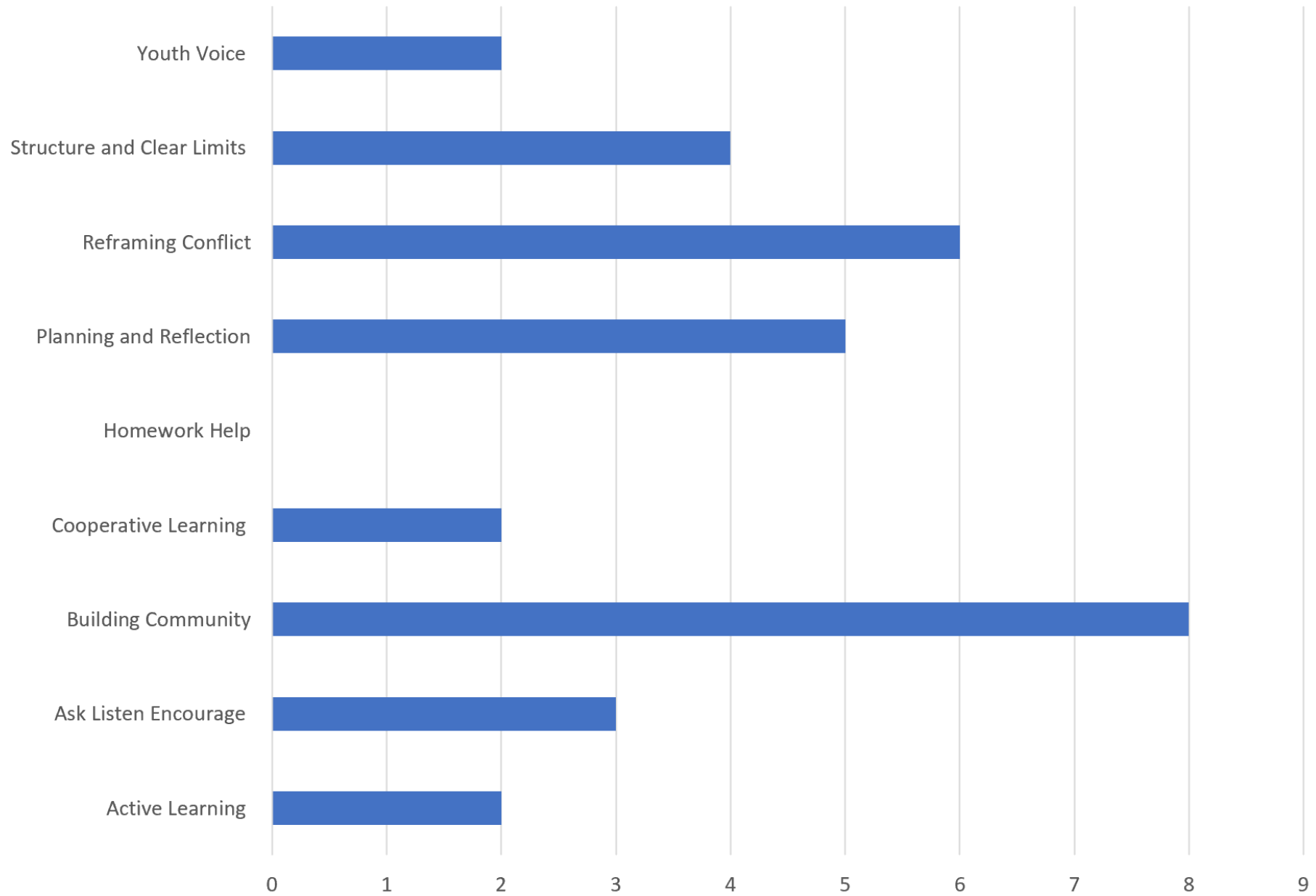
# Average Attendance

Key:



Course	Date
Building Community	01/12/22
Structure and Clear Limits	01/19/22
Reframing Conflict	01/26/22
Building Community	02/23/22
Structure and Clear Limits	03/02/22
Reframing Conflict	03/09/22
<b>Ask Listen Encourage</b>	01/25/23
Building Community	01/25/23
Cooperative Learning	02/08/23
Youth Voice	02/08/23
Ask Listen Encourage	02/22/23
Building Community	02/22/23
Cooperative Learning	03/08/23
Youth Voice	03/08/23
Ask Listen Encourage	03/22/23
Building Community	03/22/23
Structure and Clear Limits	03/29/23
Reframing Conflict	03/29/23
Planning and Reflection	04/05/23
<b>Active Learning</b>	04/05/23
Structure and Clear Limits	04/12/23
Reframing Conflict	04/12/23
Planning and Reflection	04/19/23
Active Learning	04/19/23
Building Community	05/02/23
Building Community	05/04/23
Planning and Reflection	05/09/23
Planning and Reflection	05/11/23
Reframing Conflict	05/16/23
Reframing Conflict	05/18/23
Building Community	05/23/23
Planning and Reflection	05/23/23

## FY 21-23 Offerings



# Method Training Summary (1-3)

**Overall Method Trainings** 32

<b>Agencies and Program Duplicated</b>	
Agencies:	76 Agencies
Program:	114 Programs
<b>Agencies and Program Unduplicated</b>	
Agencies:	76 Agencies
Programs:	113 Programs

Note: The 1 difference in agency/program was reflected due to name error in unduplicated. The ratio has no difference on the total amount of 76 Agencies and 114 Programs reflected.

<b>Grand Total of Participants Duplicate</b>	321
<b>Grand Total of Participants Unduplicated</b>	222

Note: 99 difference comes from same staff attending multiple methods trainings.



# Methods Summary (2 of 3)

## Per Method Duplicated Participants

Highest Attended Method:	Reframing Conflict	Participants	78
Lowest Attended Method:	Active Learning		12

## Per Method Unduplicated Participants

Highest Attended Method:	Reframing Conflict	Participants	49
Lowest Attended Method:	Youth Voice		5

### Method Training Summary (3 of 3)

Agency Duplicated Highest Attendance	Community Youth Center of San Francisco	26 Participants
	API Parent and Youth Empowerment Program	1
	CYC Beacon at Aptos Middle School	9
	CYC Dragon Boat - REACH Program	1
	CYC Table Tennis Program	11
	Moscone (George R.) Elementary ExCEL Program	4

Agency Unduplicated Highest Attendance	Community Youth Center of San Francisco	16 Participants
	API Parent and Youth Empowerment Program	1
	CYC Beacon at Aptos Middle School	6
	CYC Dragon Boat - REACH Program	1
	CYC Table Tennis Program	6
	Moscone (George R.) Elementary ExCEL Program	2

# PQA Guidebook Inventory

Item	Books Mailed
Youth Voice	14
Planning and Reflection	29
Building Community	67
Cooperative Learning	33
Homework Help	0
Active Learning	12
Ask-Listen-Encourage	53
Reframing Conflict	107
Structure and Clear Limits	55
Planning with Data	0
<b>Total</b>	<b>362</b>



# Thank you & Appreciation

---

## Senior Leadership:

Dr. Maria Su, Sherrice Dorsey-Smith

---

## Funding Team:

Armael Malinis, Ben Halili, Debbie Tisdale, Deedra Jackson, Glen Andag, Helen Lee, Jasmin Serim, Joanna Rosales Lamont Snaer, Lina Morales, Monica Eo'Mailani Flores, Prishni Murillo, George Suncin

---


## Research, Evaluation and Data (RED) Team:

Mitzi Gallardo Chavez, Ryan Sapinoso, Walter Abrazaldo

---

## Technical Assistance and Capacity Building Team:

Astrid Flores, Teodora Ildefonso-Olmo, Luis M. Aroche, Mequeala Munar



# Making San Francisco



a great place to grow up

