

DCYF

Department of Children, Youth & Their Families



DCYF Contracts & Compliance Unit and Grants Overview

Contracts & Compliance Staff



- **Brett Conner**, Grants Manager
- **Greg Rojas**, Senior Contracts & Compliance Specialist
- **Michael King**, Contracts & Compliance Specialist
- **Bonnie Ma**, Administrative Coordinator

Main C&C Areas of Responsibility



- Contract Management
- Fiscal and Compliance Monitoring of Grantees
- Personal Service Contracts
- Grant Database
- Grant and Compliance Policy

DCYF Grantmaking – 15/16 By the Numbers



Funds

- \$53.9 million in direct grants with CBOs
- Largest award = \$4.1 million
- Smallest award = \$8,000
- Median award = \$101,000

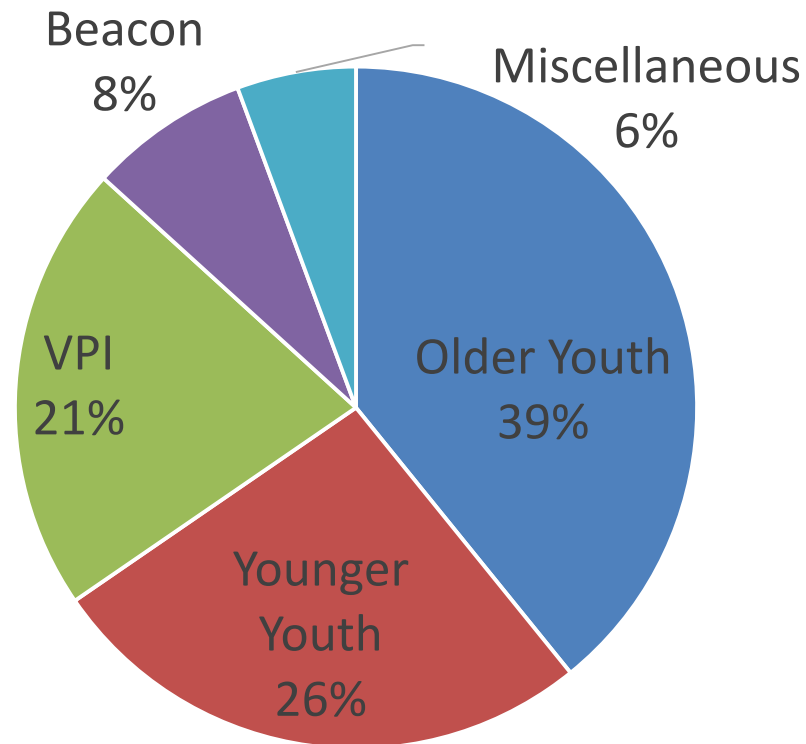
Agencies

- 167 Grantees
- 365 Programs
- 36 Strategies

DCYF Grantmaking – How It Is Spent



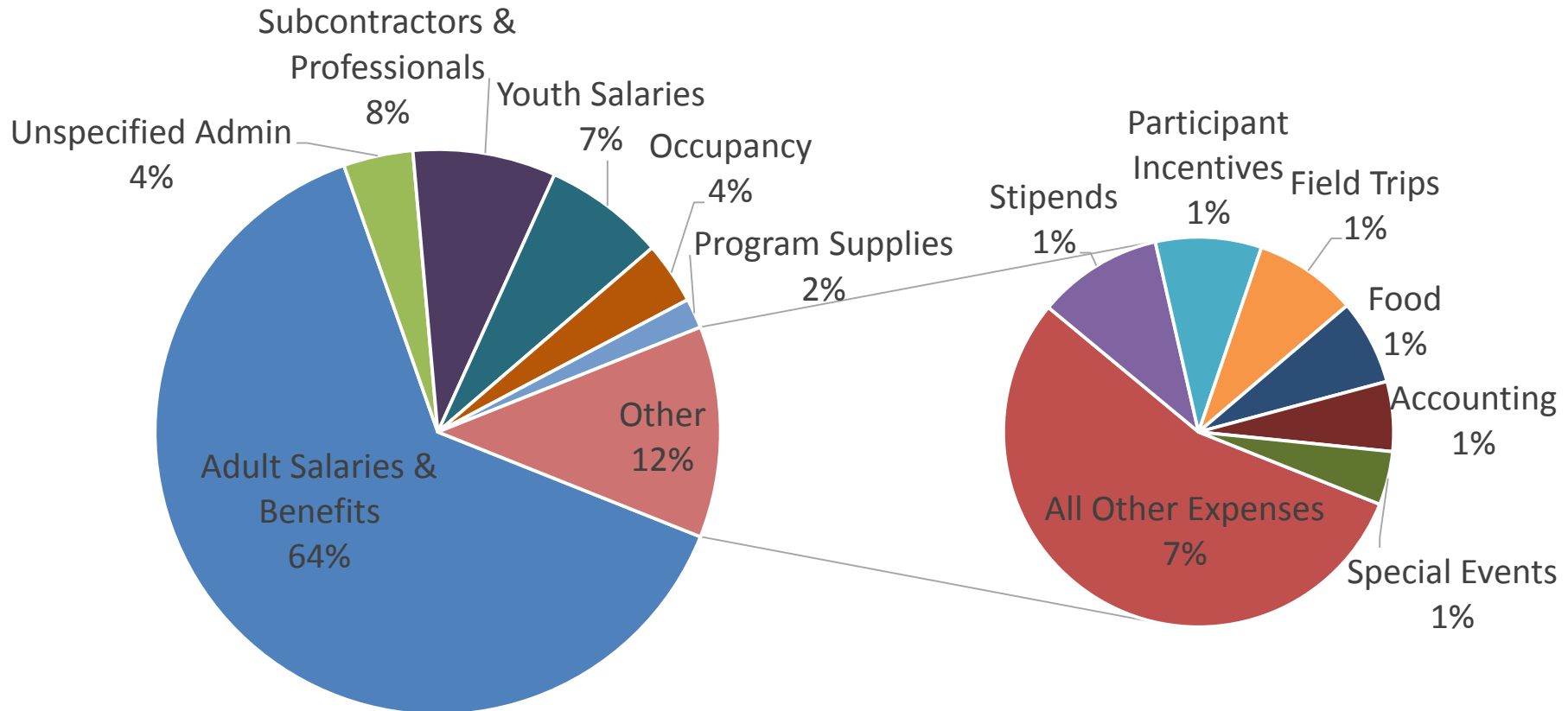
15/16 DCYF Funding, by Service Area



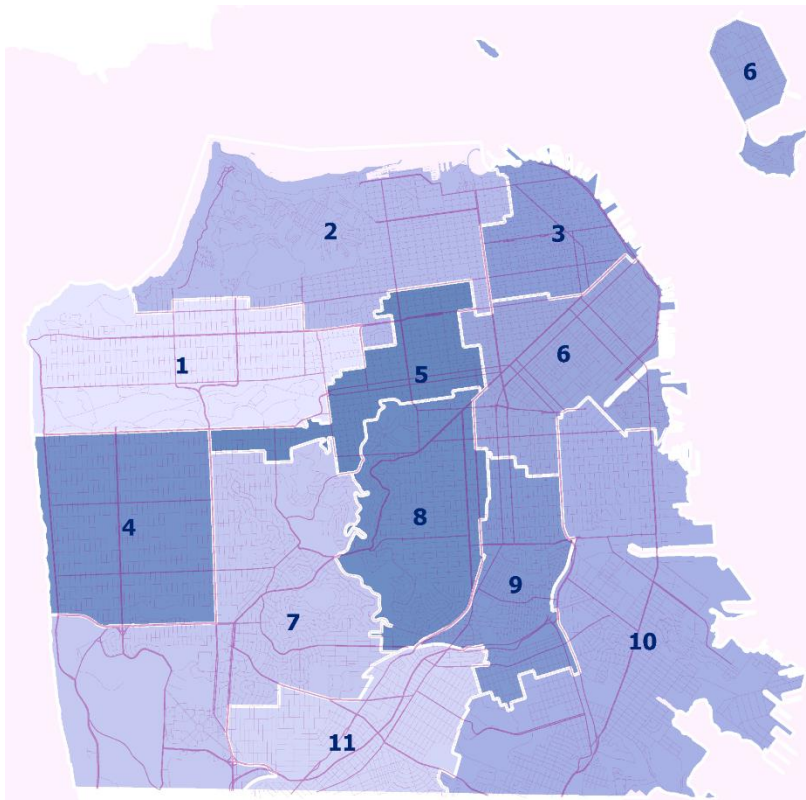
DCYF Grantmaking – How It Is Spent



15/16 DCYF Funding, by Budget Category



DCYF Grantmaking – Where It Is Spent



District	Number of Grants	Total 15/16 Funding	% of Total Funding
1	11	\$ 1,766,388	3%
2	5	\$ 331,835	1%
3	15	\$ 1,996,535	4%
4	9	\$ 1,124,375	2%
5	28	\$ 3,819,808	7%
6	32	\$ 2,973,574	6%
7	6	\$ 549,807	1%
8	17	\$ 1,287,911	2%
9	37	\$ 5,116,273	9%
10	60	\$ 7,097,290	13%
11	36	\$ 4,491,894	8%
Citywide	107	\$ 23,352,770	43%

DCYF Grantmaking – Other Major Grants



- \$9.1 million in ExCEL grants for SFUSD afterschool and summer programs
- \$10.6 million in support of 30 SFUSD programs

Closing

